

Memory Management

Jo, Heeseung

Today's Topics

Why is memory management difficult?

Old memory management techniques:

- Fixed partitions
- Variable partitions
- Swapping

Introduction to virtual memory

Memory Management (1)

Goals

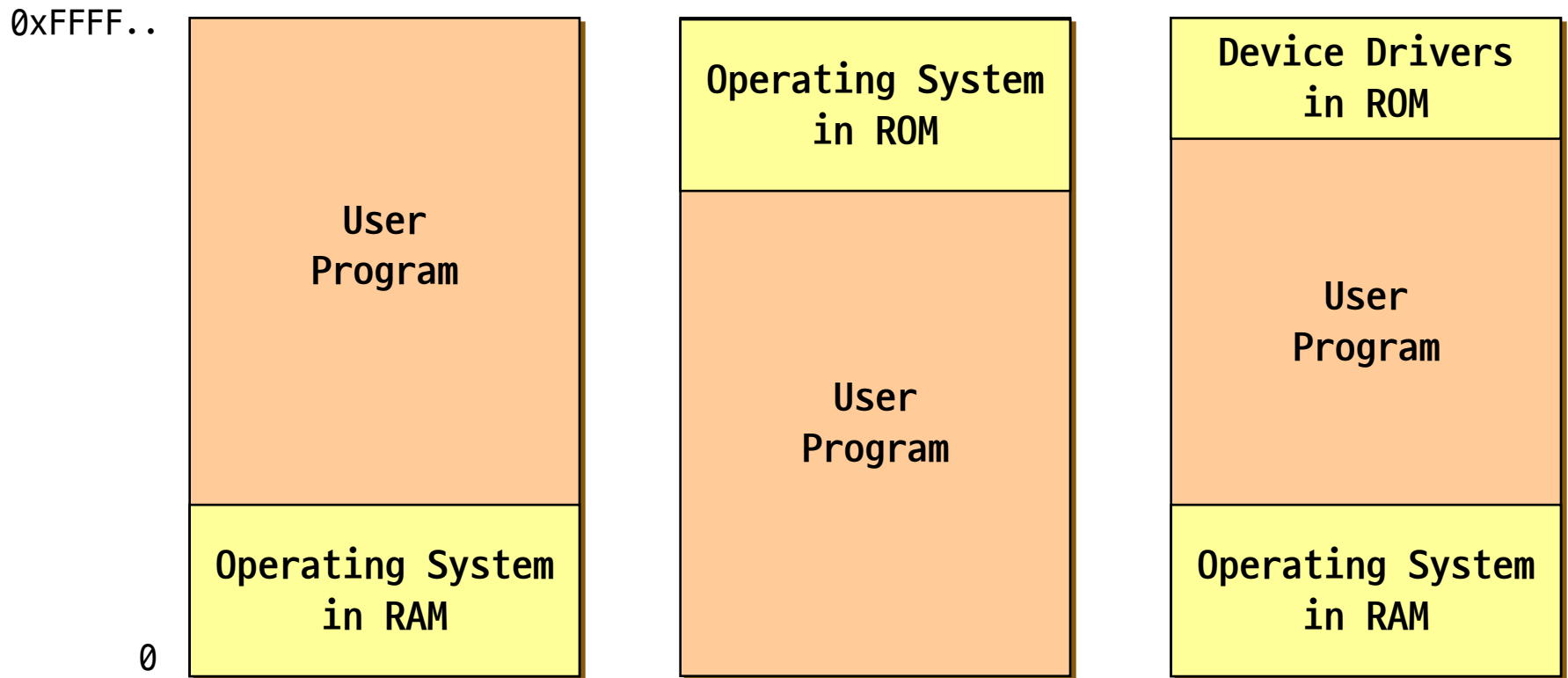
- To provide a convenient abstraction for programming
- To allocate scarce memory resources among competing processes
 - To maximize performance with minimal overhead
- To provide isolation between processes

Why is it so difficult?

Single/Batch Programming

An OS with one user process

- Programs use physical addresses directly
- OS loads job, runs it, unloads it



Multiprogramming

Multiprogramming

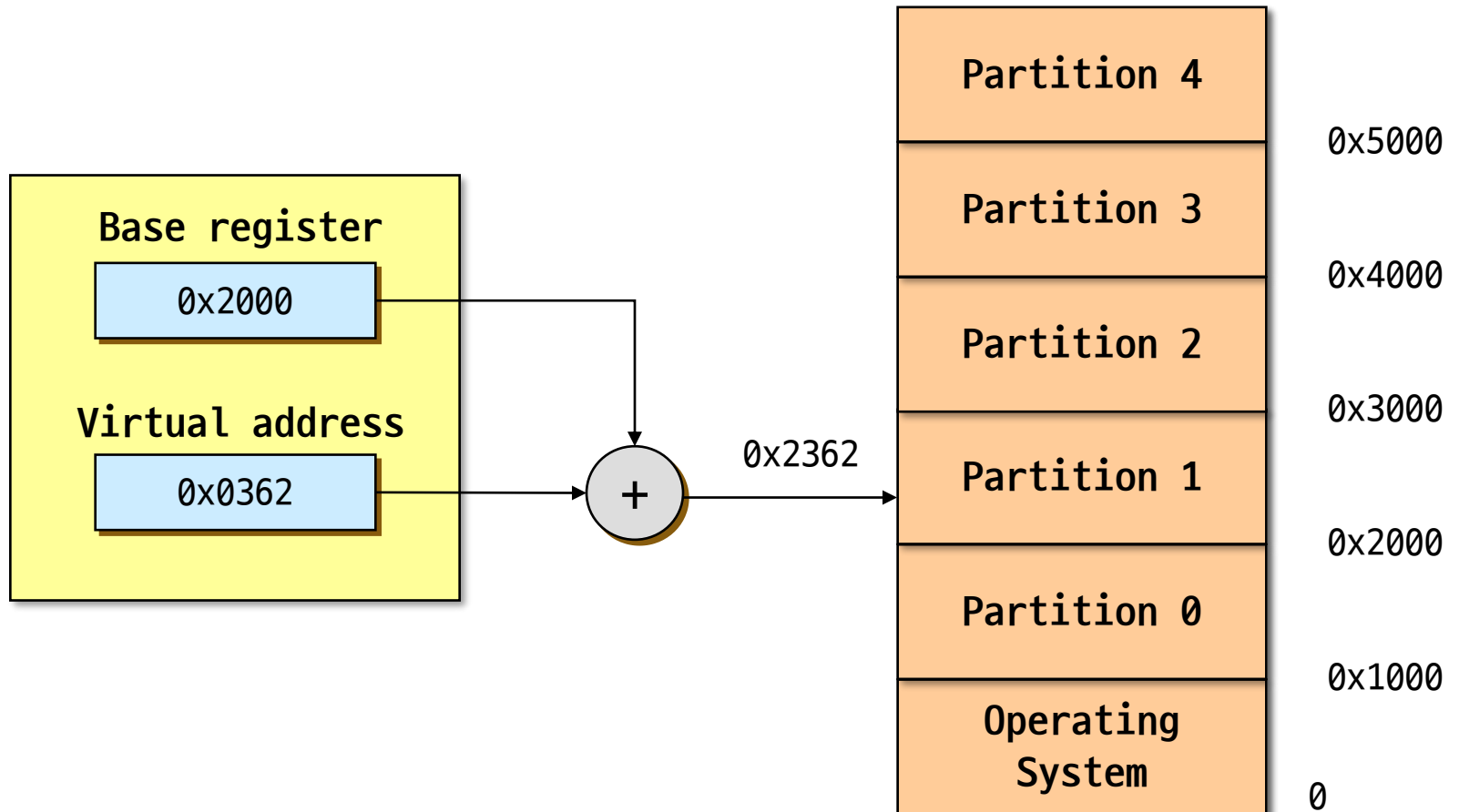
- Need **multiple processes in memory at once**
 - To overlap I/O and CPU of multiple jobs
 - Each process requires **variable-sized** and **contiguous space**
- Requirements
 - **Protection**: restrict which addresses and processes can use
 - **Fast translation**: memory lookups must be fast, in spite of protection scheme
 - **Fast context switching**: updating memory hardware (for protection and translation) should be quick

Virtual address <-> **Physical address**

(App. view)

(Managed by kernel)

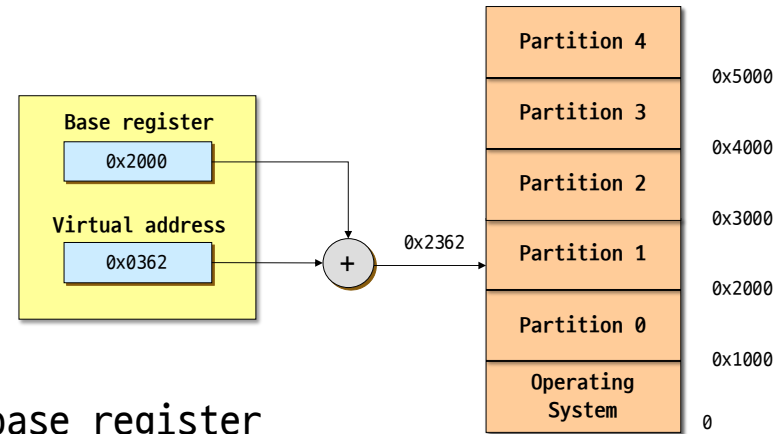
Fixed Partitions (1)



Fixed Partitions (2)

Physical memory is broken up into fixed partitions

- Size of each partition is the same and fixed
- The number of partitions = degree of multiprogramming
- Hardware requirements: base register
 - Physical address = virtual address + base register
 - Base register loaded by OS when it switches to a process



Advantages

- Easy to implement, fast context switch

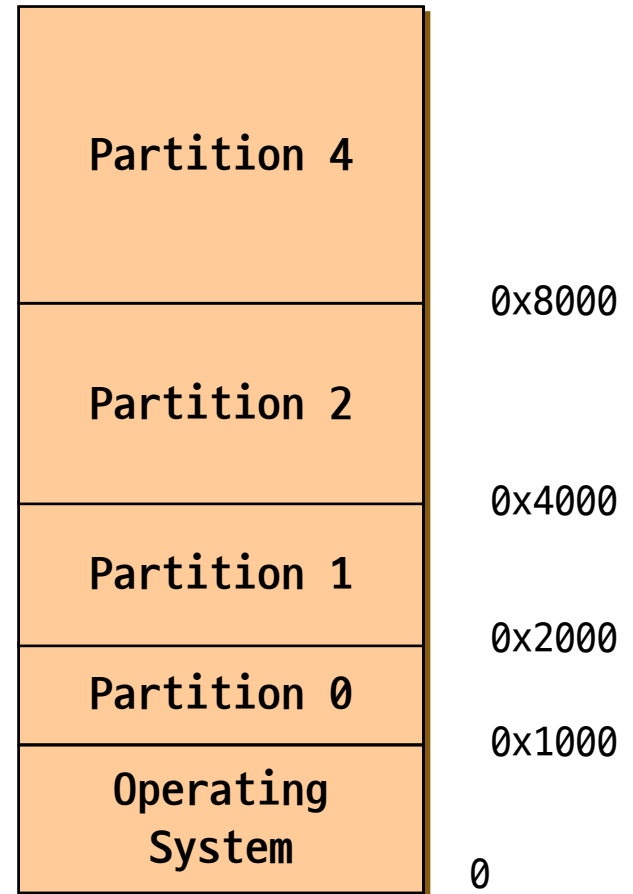
Problems

- **Internal fragmentation**: memory in a partition not used by a process is not available to other processes
- **Partition size**: one size does not fit all
 - Fragmentation vs. Fitting large programs

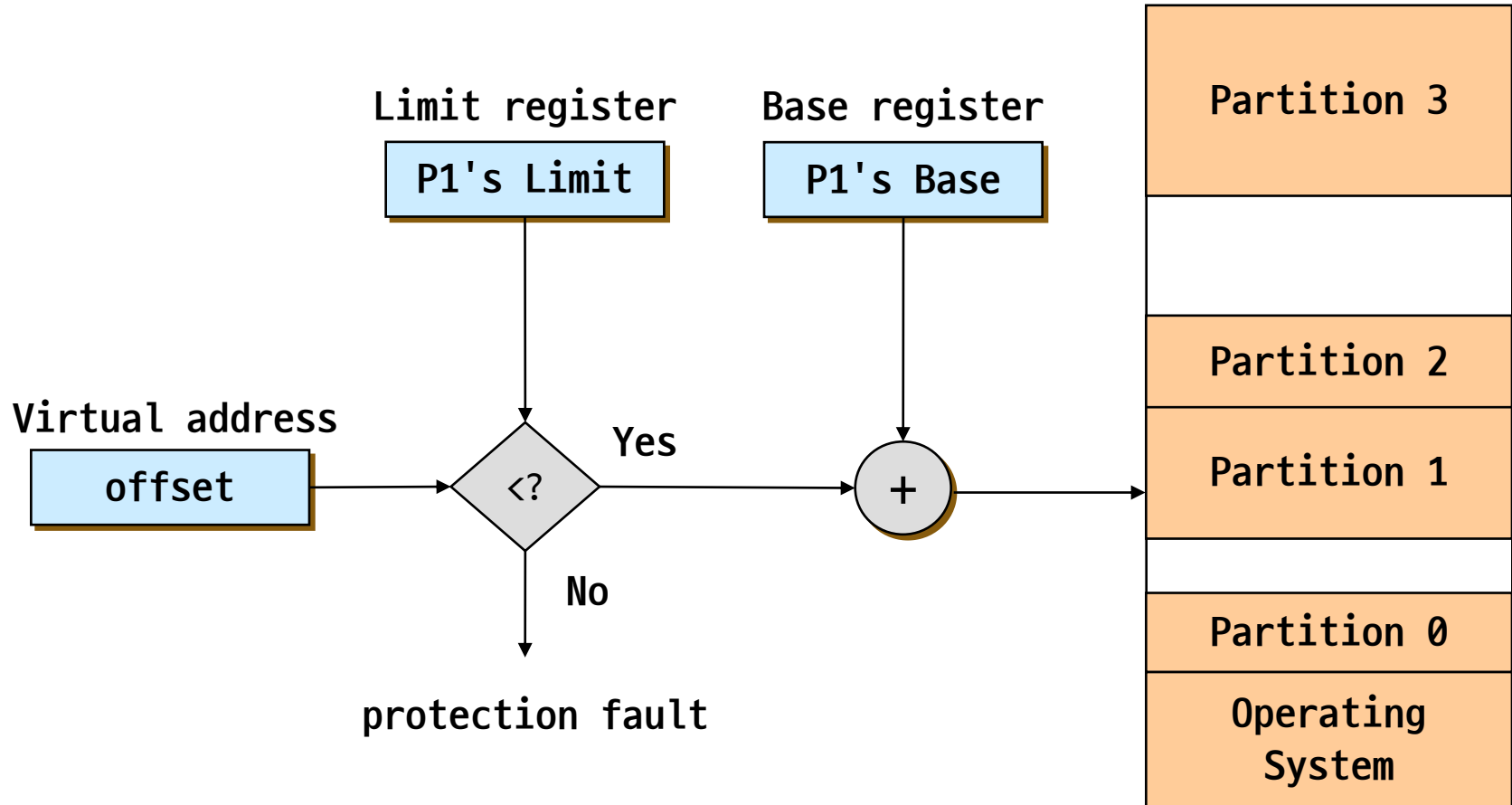
Fixed Partitions (3)

Improvement

- Partition size need not be equal
- First fit allocation
 - Allocate to the closest job whose size fits in an empty partition
 - Need scanning
- Best fit allocation
 - Pick the largest job that fits in an empty partition
 - Need more scanning (more overhead)
- IBM OS/MFT
(Multiprogramming with a Fixed number of Tasks)



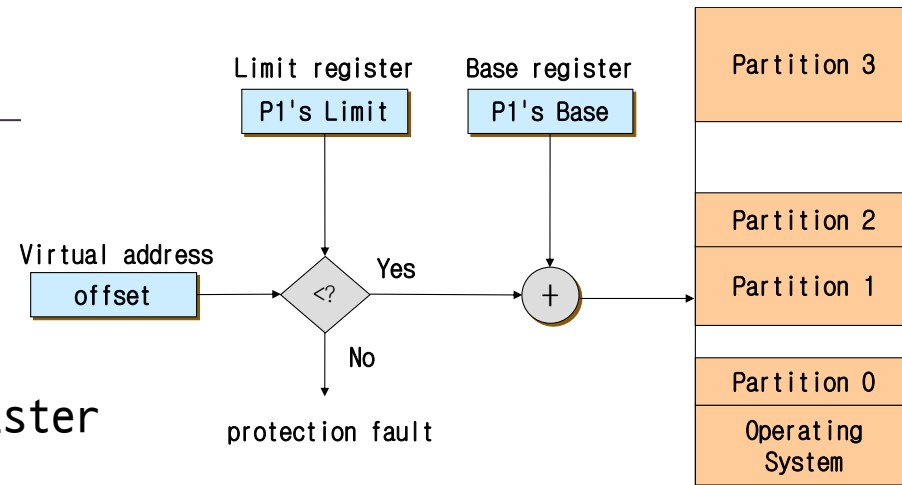
Variable Partitions (1)



Variable Partitions (2)

Physical memory is broken up into **variable-sized partitions**

- IBM OS/MVT
- Hardware requirements: base register and **limit register**
 - Physical address = virtual address + base register
 - Base register loaded by OS when it switches to a process
- The role of limit register: protection
 - If (physical address > base + limit), then raise a protection fault



Allocation strategies

- First fit: Allocate the first hole that is big enough
- Best fit: Allocate the smallest hole that is big enough
- Worst fit: Allocate the largest hole

Variable Partitions (3)

Advantages

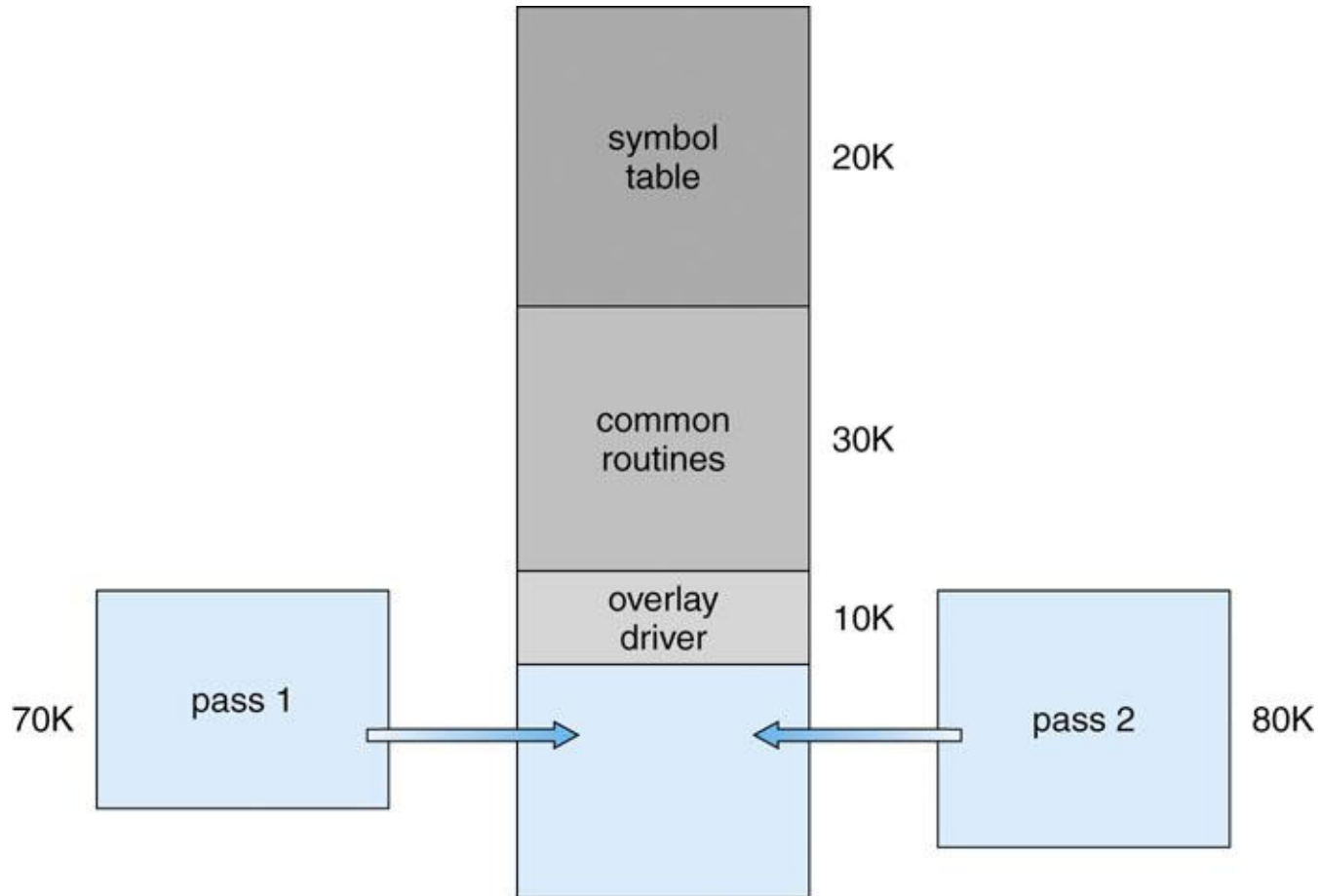
- **No internal fragmentation**
 - Simply allocate partition size to be just big enough for process

Problems

- **External fragmentation**
 - As we load and unload jobs, holes are left scattered throughout physical memory
- Solutions to external fragmentation:
 - **Compaction**
 - **Paging and segmentation**

Overlays (1)

Overlays for a two-pass assembler



Overlays (2)

Overlays

- Keep in memory only those instructions and data that are needed at any given time
- Normally implemented by user

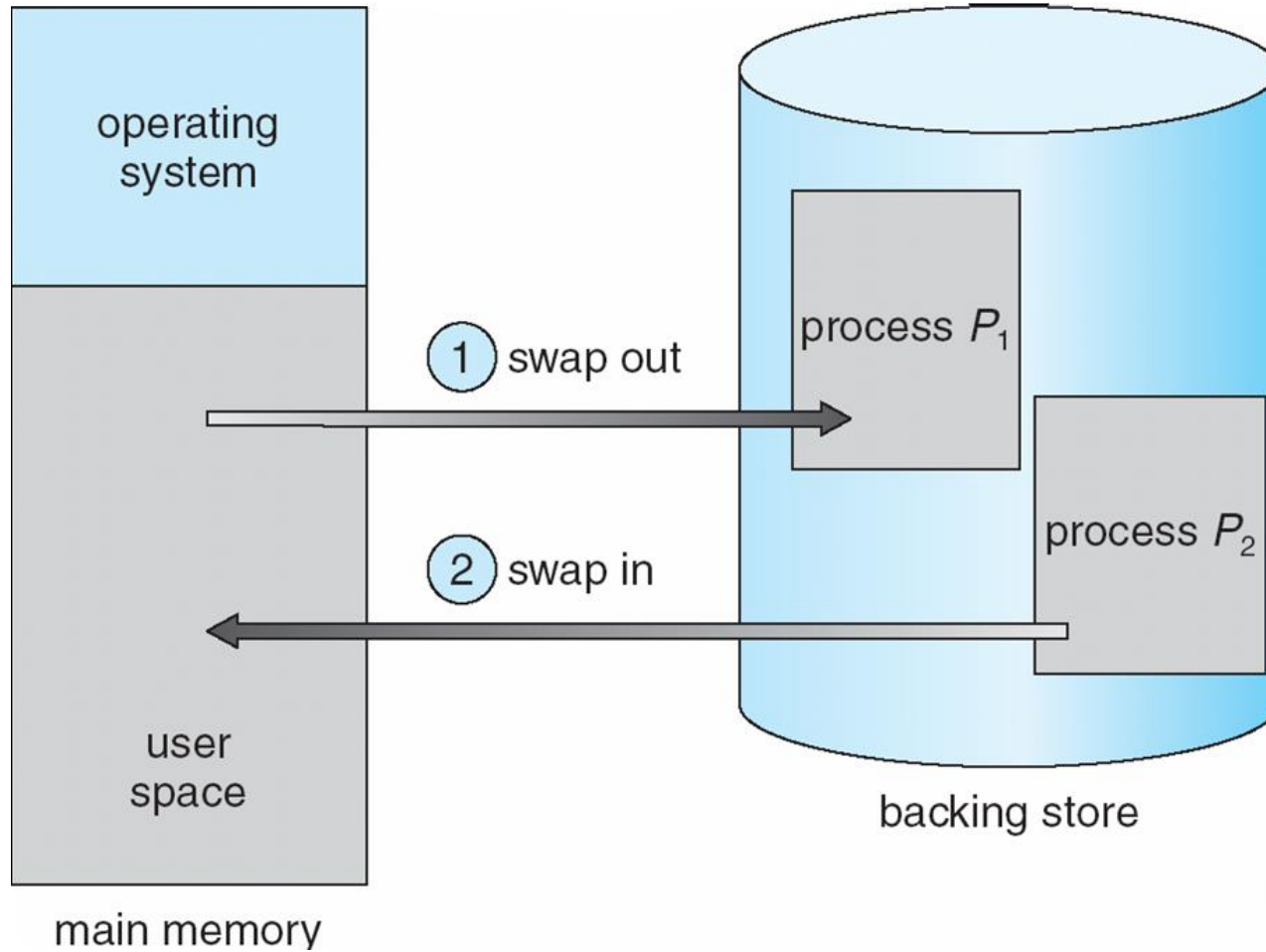
Advantages

- Needed when a process is larger than the amount of memory allocated to it
- No special support needed from operating system

Problems

- Complex
 - Programming design of overlay structure

Swapping (1)



Swapping (2)

Swapping

- Temporarily **swapping out** of memory to a backing store
- **Bringing back** into memory later for continued execution
- Backing store
 - Fast disk
 - Large enough to accommodate copies of all memory images
 - Must provide direct access to these memory images

Problems

- Major part of swap time is **transfer time**
 - Directly proportional to the amount of memory swapped
- Swapping a process with a pending I/O ?
 - Do not swap a process with pending I/O
- **Modern OS uses modified swapping mechanisms (demand paging) with virtual memory**

Virtual Memory

Example

```
#include <stdio.h>

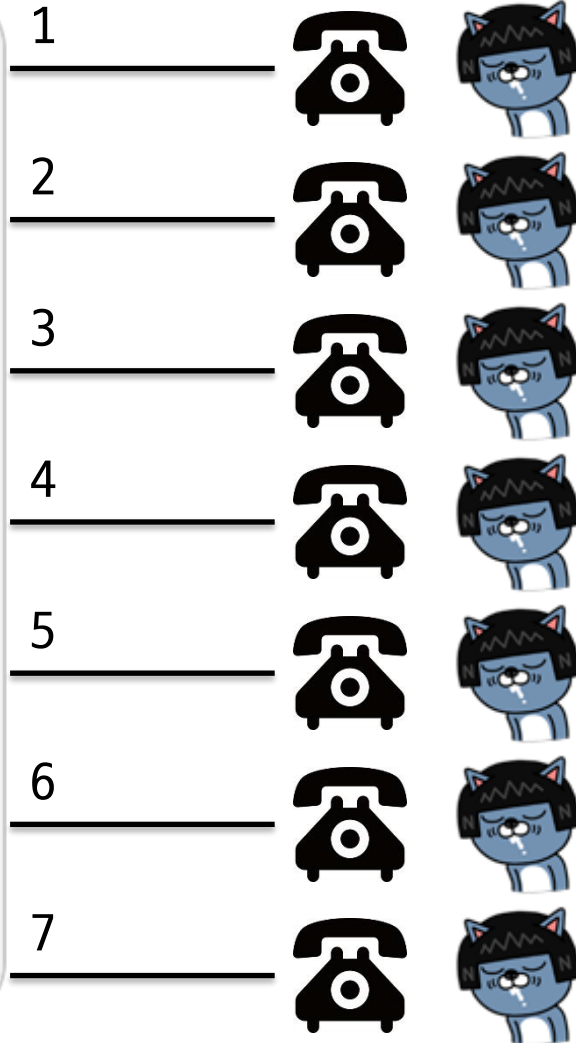

int n = 0;

int main ()
{
    printf ("%n = 0x%08x\n", &n);
}

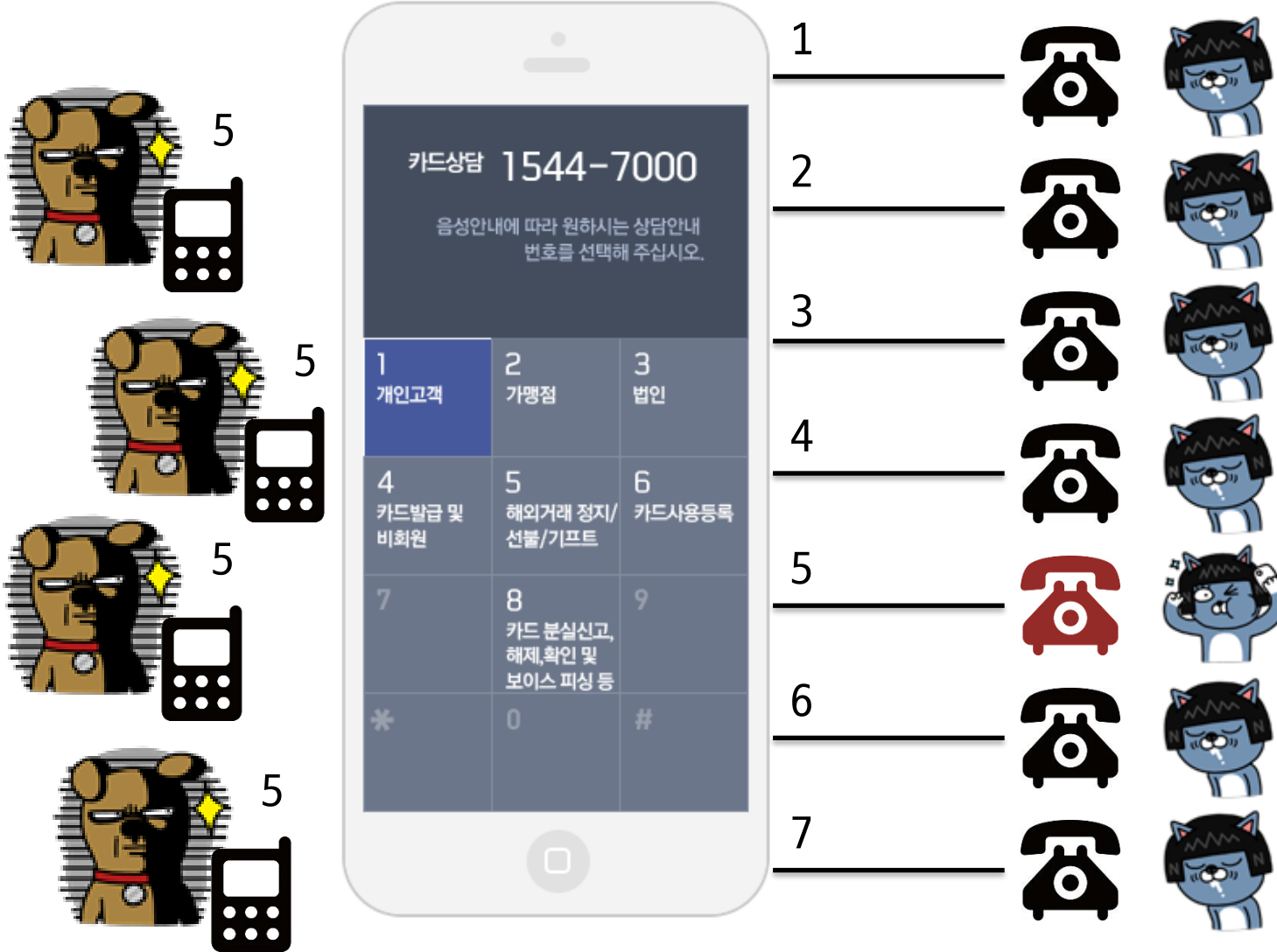
% ./a.out
&n = 0x08049508
```

What happens if two users simultaneously run this application?



Virtual Memory Concept



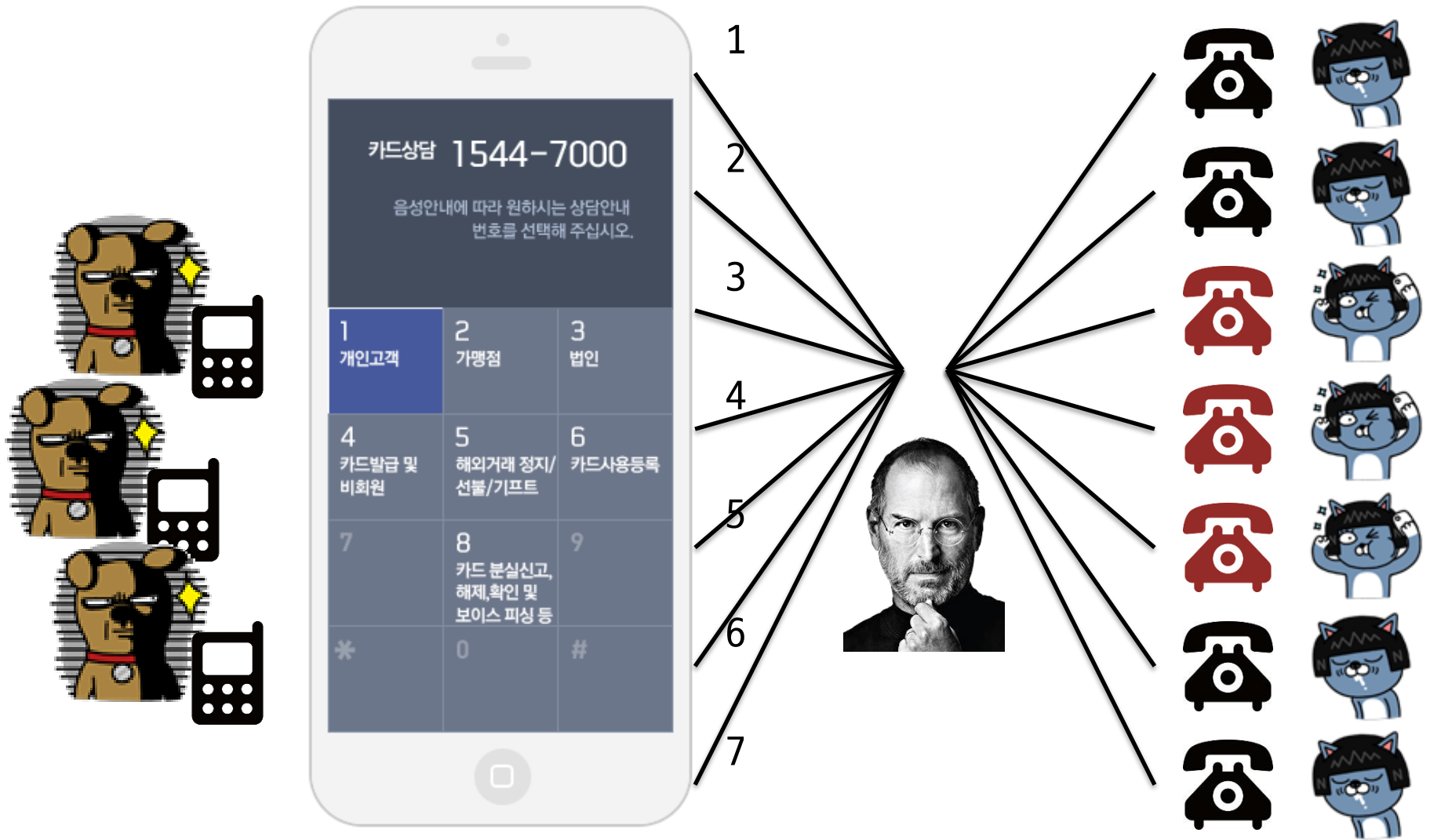
Virtual Memory Concept



Virtual Memory Concept






Virtual Memory Concept



Virtual Memory Concept

Process



OS & CPU
with Page
Table



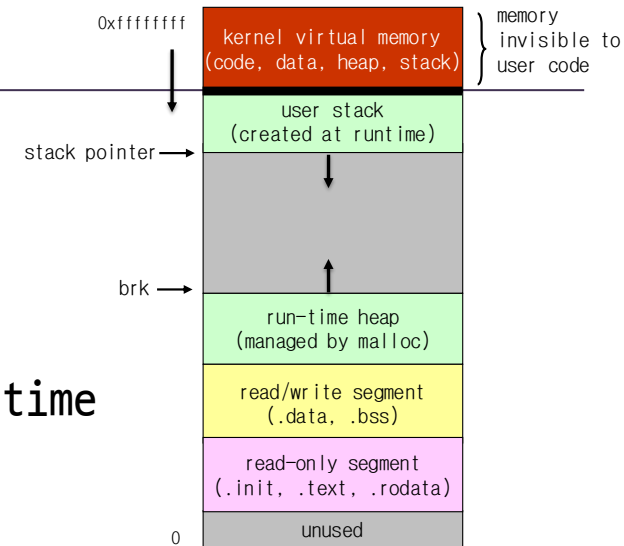
Virtual address

Physical address

Virtual Memory (2)

Virtual Memory (VM)

- Use **virtual addresses** for memory references
 - Large and contiguous
- CPU & OS perform **address translation** at run time
 - From a virtual address to the corresponding physical address
- Physical memory is dynamically allocated or released **on demand**
 - Programs execute without requiring their entire address space to be resident in physical memory
 - Lazy loading
- **Virtual addresses are private** to each process
 - Each process has its own isolated virtual address space
 - One process cannot name addresses visible to others



Virtual Memory (3)

Virtual addresses

- To make it easier to manage memory of multiple processes, **make processes use virtual addresses (logical addresses)**
- Virtual addresses are independent of the actual physical location of data referenced
- **OS determines location of data in physical memory**

Memory access procedures

- Instructions executed by the CPU **issue virtual addresses**
- Virtual addresses are **translated by hardware** into physical addresses (with help from OS)
- **Virtual address space:** The set of virtual addresses that can be used by a process

There are many ways to translate virtual addresses into physical addresses

Virtual Memory (4)

Advantages

- Separates user's logical memory from physical memory
 - Abstracts main memory into an extremely large, uniform array of storage
 - Frees programmers from the concerns of memory-storage limitations
- More programs could be run at the same time
 - Among VAS, the actually used page will be mapped to physical memory
- Programs can use VAS, larger than physical memory (with demand paging)
 - Allows the execution of processes that may not be completely in memory
- Less I/O would be needed (with demand paging)
- Allows processes to easily share files and address spaces
- Efficient for protection and process creation

Virtual Memory (5)

Disadvantages

- Performance!!!
 - In terms of time and space

Implementation

- Paging
- Segmentation